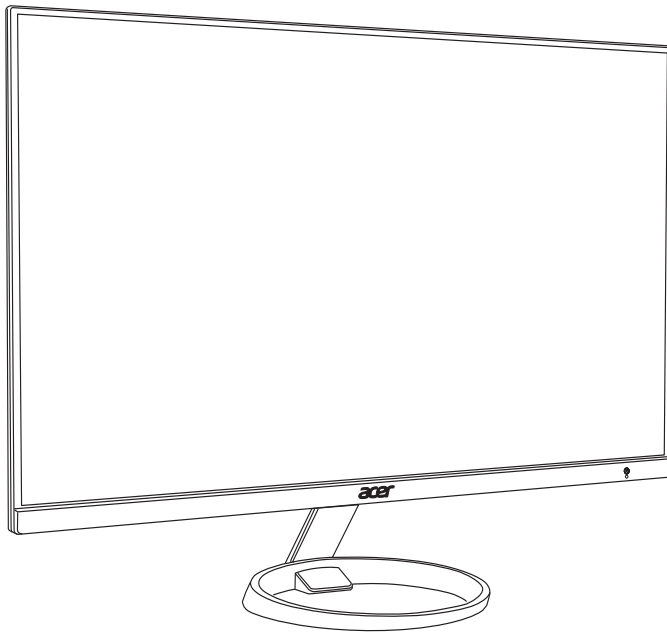


acer



LCD Monitor R0 series/R270U

USER GUIDE

Acer LCD Monitor Quick Start Guide (QSG)

Important safety instructions

Please read the following instructions carefully.

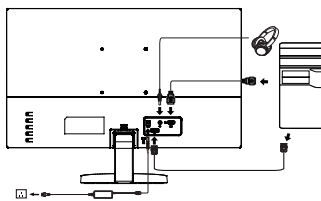
- To clean the LCD monitor screen:
 - Turn off the LCD monitor and unplug the power cord.
 - Spray a non-solvent cleaning solution onto a rag and clean the screen gently.
- Do not place the LCD monitor near a window. Exposing the monitor to rain, moisture or sunlight can severely damage it.
- Do not apply pressure to the LCD screen. Excessive pressure may cause permanent damage to the display.
- Do not remove the cover or attempt to service this unit yourself. An authorized technician should perform servicing of any nature.
- Store the LCD monitor in a room with a temperature of -20°C to 60°C (-4°F to 140°F). Storing the LCD monitor outside this range may result in permanent damage.
- Immediately unplug your monitor and call an authorized technician if any of the following circumstances occur:
 - Monitor-to-PC signal cable is frayed or damaged.
 - Liquid spills onto the LCD monitor or the monitor is exposed to rain.
 - The LCD monitor or case is damaged.

Attaching the monitor to the base

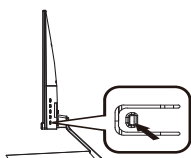
- Remove the monitor from the packaging.
- Attach the footstand to the base. (for selected models).
- Turn clockwise to lock. Ensure that the base is locked onto the stand. (for selected models)
- Secure the base to the stand by turning the screw using the intergrated tab or a suitable coin. (for selected models)

Connecting your monitor to a computer

- Turn off your computer and unplug your computer's power cord.
- Connect the signal cable to the DP (optional) and/or HDMI (optional) input socket of the monitor, and the DP (optional) and/or HDMI (optional) output socket of the graphics card on the computer. Then tighten the thumbscrews on the signal cable connector.
- Optional: Connect the audio input socket (AUDIO IN) of the LCD monitor and the line-out port on the computer with the audio cable.
- Insert the monitor power cable into the power port at the back of the monitor.
- Plug the power cords of your computer and your monitor into a nearby electrical outlet.



Note: Audio output is only for audio output model. Please check user manual for more instruction.



- 1 — 1
- 2 — 2
- 3 — 3
- 4 — 4
- 5 — 5

External controls

1	Function key 	User Define(Default is Modes Hot Key)
2	Function key 	User Define(Default is Brightness)
3	Function key 	Input Switch Hot Key
4	Function key 	Main Menu Hot Key
5	Dc Power	Power on/off the monitor

Regulations and safety notices

FCC notices

This device has been tested and found to comply with the limits for a Class B digital device pursuant to Part 15 of the FCC rules. These limits are designed to provide reasonable protection against harmful interference in a residential installation. This device generates, uses, and can radiate radio frequency energy and, if not installed and used in accordance with the instructions, may cause harmful interference to radio communications. However, there is no guarantee that interference will not occur in a particular installation. If this device does cause harmful interference to radio or television reception, which can be determined by turning the device off and on, the user is encouraged to try to correct the interference by one or more of the following measures:

- Reorient or relocate the receiving antenna.
- Increase the separation between the device and receiver.
- Connect the device into an outlet on a circuit different from that to which the receiver is connected.
- Consult the dealer or an experienced radio/television technician for help.

CE declaration of conformity

Hereby, Acer Inc., declares that this LCD monitor is in compliance with the essential requirements and other relevant provisions of EMC Directive 2014/30/EU, Low Voltage Directive 2014/35/EU, and RoHS Directive 2011/65/EU and Directive 2009/125/EC with regard to establishing a framework for the setting of ecodesign requirements for energy-related product.

Notice: Shielded cables

All connections to other computing devices must be made using shielded cables to maintain compliance with EMC regulations.

Notice: Peripheral devices

Only peripherals (input/output devices, terminals, printers, etc.) certified to comply with the Class B limits may be attached to this equipment. Operation with non-certified peripherals is likely to result in interference to radio and TV reception.

Caution

Changes or modifications not expressly approved by the manufacturer could void the user authority, which is granted by the Federal Communications Commission, to operate this product.

In order to prevent damage to the monitor, do not lift the monitor by its base.

Operation conditions

This device complies with Part 15 of the FCC Rules. Operation is subject to the following two conditions: (1) this device may not cause harmful interference, and (2) this device must accept any interference received, including interference that may cause undesired operation.

Notice: Canadian users

CAN ICES-3(B)/NMB-3(B)

Restriction on Hazardous Substances statement (India)

This product complies with the "India E-waste Rule 2016" and prohibits use of lead, mercury, hexavalent chromium, polybrominated biphenyls or polybrominated diphenyl ethers in concentrations exceeding 0.1 weight % and 0.01 weight % for cadmium, except for the exemptions set in Schedule 2 of the Rule.

Disposal of waste equipment by user in private household in the European Union



This symbol on the product or on its packaging indicates that this product must not be disposed of with your other household waste. Instead, it is your responsibility to dispose of your waste equipment by handing it over to a designated collection point for the recycling of waste electrical and electronic equipment. The separate collection and recycling of your waste equipment at the time of disposal will help to conserve natural resources and ensure that it is recycled in a manner that protects human health and the environment. For more information about where you can drop off your waste equipment for recycling, please contact your local city office, your household waste disposal service or the shop where you purchased the product.

Acer monitor is purposed for video and visual display of information obtained from electronic devices.

SPECIFICATION

LCD Panel	Driving system	TFT Color LCD	
	Size	27"W (69cm)	
	Pixel pitch	0.2331mm(H) x 0.2331mm(V)	
	Brightness	350cd/m ² (Typical)	
	Contrast	1000:1 (typ.)	
	Viewable angle	178° (H) 178° (V) (CR≥10) (Typical)	
	Response time	1ms (VRB)	
	Panel Type	In-Plane Switching	
	Video	R, G, B Analog Interface	
	H-Frequency	30K-85K(HDMI),85K-85K(DP)	
V-Frequency	40-76Hz(HDMI),48-75Hz(DP)		
Display Colors	16.7M Colors		
Dot Clock	300MHz		
Max. Resolution	2560x1440@75Hz(HDMI & DP)		
Plug & Play	VESA DDCCI/DDC2B		
Energy Efficiency Class	A		
*Annual Energy Consumption	45 (kWh) (typ.)		
Power consumption @200cd/m ²	ON Mode	25W(typ.)	
	Sleep Mode	0.35W(typ.)	
	Off Mode	0.25W(typ.)	
Input Connector	DP (Only DP Model)(Optional) HDMI (Only HDMI Model)		
Input Video Signal	DP (Only DP Model)(Optional) HDMI signal (Only HDMI-Input Model)		
Speakers	2W x 2 (Only Audio-Input Model) (Typical)		
Audio	Audio-Output (Only Audio-Output Model)		
Maximum Screen Size	Horizontal:596.74mm Vertical:335.66mm		
Power Source	100-240V~, 50/60Hz		
Environmental Considerations	Operating Temp: 0°C to 40°C Storage Temp: -20°C to 60°C Operating Humidity: 20% to 80%		
Dimensions	609.9(W) x 444.2(H) x 223.8(D)mm		
Weight (N. W.)	3.93kg Unit (net)		
Mechanism spec	Tilt: -5° to + 25° Swivel: No Height adjustment: No Pivot: No Detachable foot stand: Yes		
External Controls:	Functions	Brightness Contrast Black Boost Blue Light ACM Super Sharpness Gamma Color Temp. Modes sRGB Mode Grayscale Mode 6-axis Hue 6-axis Saturate Volume Mute Over Drive	FreeSync Refresh Rate Num VRB Language OSD Timeout Transparency OSD Lock Input Auto Source Wide Mode Hot Key Assignment DDC/CI HDMI Black Level Quick Start Mode Reset All Settings
* All specifications are subject to change without notice.			

Find manuals and other documents for your Acer product on the official Acer support website.

*Annual energy consumption is calculated using the typical power consumption 4 hours per day, 365 days per year.



Acer Incorporated
8F, 88, Sec. 1, Xintai 5th Rd., Xizhi
New Taipei City 221, Taiwan

Declaration of Conformity

We,

Acer Incorporated
8F, 88, Sec. 1, Xintai 5th Rd., Xizhi, New Taipei City 221, Taiwan

And,

Acer Italy s.r.l.
Viale delle Industrie 1/A, 20020 Arese (MI), Italy
Tel: +39-02-939-921 ,Fax: +39-02 9399-2913
www.acer.it

Product:	LCD Monitor
Trade Name:	Acer
Model Number:	R270U
SKU Number:	R270U XXXXXX
	(*"x" = 0-9, a ~ z, A ~ Z, or blank)

We, Acer Incorporated, hereby declare under our sole responsibility that the product described above is in conformity with the relevant Union harmonization legislations as below Directive and following harmonized standards and/or other relevant standards have been applied:

EMC Directive: 2014/30/EU

<input checked="" type="checkbox"/> EN 55032:2012/AC:2013 Class B	<input checked="" type="checkbox"/> EN 55024:2010
<input checked="" type="checkbox"/> EN 61000-3-2:2014 Class D	<input checked="" type="checkbox"/> EN 61000-3-3:2013

LVD Directive: 2014/35/EU

<input checked="" type="checkbox"/> EN 60950-1:2006/A11:2009/A1:2010/A12:2011/A2:2013

RoHS Directive: 2011/65/EU

<input checked="" type="checkbox"/> EN 50581:2012

ErP Directive: 2009/125/EC

<input checked="" type="checkbox"/> Regulation (EC) No. 1275/ 2008; EN 50564:2011

Year to begin affixing CE marking: 2019.

RU Jan / Sr. Manager
Acer Incorporated (Taipei, Taiwan)

Dec. 16, 2019
Date



Acer Incorporated
8F, 88, Sec. 1, Xintai 5th Rd., Xizhi
New Taipei City 221, Taiwan

Konformitätserklärung

Wir,

Acer Incorporated
8F, 88, Sec. 1, Xintai 5th Rd., Xizhi, New Taipei City 221, Taiwan,

Und

Acer Italy s.r.l.
Viale delle Industrie 1/A, 20020 Arese (MI), Italy
Tel: +39-02-939-921 ,Fax: +39-02 9399-2913
www.acer.it

Produkt:	LCD-Monitor
Handelsbezeichnung:	Acer
Modellnummer:	R270U
Artikelnummer:	R270U XXXXXX

(„x“ = 0 bis 9, a bis z, A bis Z oder Leerzeichen)

Wir, Acer Incorporated, erklären hiermit in alleiniger Verantwortung, dass das oben beschriebene Produkt mit den relevanten Angleichungsrechtsvorschriften der Union entsprechend der nachstehenden Richtlinie übereinstimmt und folgende harmonisierte Standards und/oder anderen relevanten Standards angewandt wurden:

EMV-Richtlinie: 2014/30/EU

<input checked="" type="checkbox"/> EN 55032:2012/AC:2013 Klasse B	<input checked="" type="checkbox"/> EN 55024:2010
<input checked="" type="checkbox"/> EN 61000-3-2:2014 Klasse D	<input checked="" type="checkbox"/> EN 61000-3-3:2013

LVD-Richtlinie: 2014/35/EU

<input checked="" type="checkbox"/> EN 60950-1:2006/A11:2009/A1:2010/A12:2011/A2:2013

RoHS-Richtlinie: 2011/65/EU

<input checked="" type="checkbox"/> EN 50581:2012

Ökodesign-Richtlinie (ErP): 2009/125/EG

<input checked="" type="checkbox"/> Verordnung (EG) Nr. 1275/ 2008; EN 50564:2011

Jahr, in dem mit der Anbringung der CE-Kennzeichnung begonnen wird: 2019.

RU Jan / leitender Manager
Acer Incorporated (Taipeh, Taiwan)

Dec. 16, 2019
Datum



Acer Incorporated
8F, 88, Sec. 1, Xintai 5th Rd., Xizhi
New Taipei City 221, Taiwan

Déclaration de conformité

Nous,

Acer Incorporated

8F, 88, Sec. 1, Xintai 5th Rd., Xizhi, New Taipei City 221, Taiwan

Et,

Acer Italy s.r.l.

Viale delle Industrie 1/A, 20020 Arese (MI), Italy

Tel: +39-02-939-921 ,Fax: +39-02 9399-2913

www.acer.it

Produit :	Moniteur LCD
Nom commercial :	Acer
Numéro de modèle :	R270U
Numéro SKU :	R270U XXXXXX
	(“x” = 0~9, a~z, A~Z, ou blanc)

Nous, Acer Incorporated, déclarons par la présente, sous notre seule responsabilité, que le produit décrit ci-dessus est conforme aux législations d'harmonisation pertinentes de l'Union comme la directive ci-dessous, et que les normes harmonisées suivantes et / ou d'autres normes pertinentes ont été appliquées :

Directive CEM : 2014/30/UE

<input checked="" type="checkbox"/> EN 55032:2012/AC:2013 Classe B	<input checked="" type="checkbox"/> EN 55024:2010
<input checked="" type="checkbox"/> EN 61000-3-2:2014 Classe D	<input checked="" type="checkbox"/> EN 61000-3-3:2013

Directive LVD : 2014/35/UE

<input checked="" type="checkbox"/> EN 60950-1:2006/A11:2009/A1:2010/A12:2011/A2:2013

Directive RoHS : 2011/65/UE

<input checked="" type="checkbox"/> EN 50581:2012

Directive ErP : 2009/125/CE

<input checked="" type="checkbox"/> Règlementation (CE) n° 1275/2008; EN 50564:2011

Année de début concernant l'apposition du marquage CE : 2019.

RU Jan / Dirigeant
Acer Incorporated (Taipei, Taiwan)

Dec. 16, 2019
Date



Acer Incorporated
8F, 88, Sec. 1, Xintai 5th Rd., Xizhi
New Taipei City 221, Taiwan

Declaración de conformidad

Nosotros,

Acer Incorporated

8F, 88, Sec. 1, Xintai 5th Rd., Xizhi, New Taipei City 221, Taiwán

Y,

Acer Italy s.r.l.

Viale delle Industrie 1/A, 20020 Arese (MI), Italy

Tel: +39-02-939-9211, Fax: +39-02-9399-2913

www.acer.it

Producto:	Monitor LCD
Nombre comercial:	Acer
Número de modelo:	R270U
Número de Referencia (SKU):	R270U XXXXXX
	("x" = 0-9, a-z, A-Z, o en blanco)

Nosotros, Acer Incorporated, por la presente declaramos bajo nuestra exclusiva responsabilidad que el producto descrito anteriormente cumple con la normativa de armonización correspondiente en la Unión Europea, la Directiva a continuación y las siguientes normas armonizadas y/o se han aplicado otras normas pertinentes:

Directiva CEM: 2014/30/UE

EN 55032:2012/AC:2013 Clase B

EN 55024:2010

EN 61000-3-2:2014 Clase D

EN 61000-3-3:2013

Directiva de baja tensión: 2014/35/UE

EN 60950-1:2006/A11:2009/A1:2010/A12:2011/A2:2013

Directiva RoHS: 2011/65/UE

EN 50581:2012

Directiva ErP: 2009/125/CE

Reglamento (CE) N° 1275/ 2008; EN 50564:2011

Año para empezar a aplicar el marcado CE: 2019.

RU Jan / Administrador Superior
Acer Incorporated (Taipei, Taiwán)

Dec. 16, 2019
Fecha



Acer Incorporated
8F, 88, Sec. 1, Xintai 5th Rd., Xizhi
New Taipei City 221, Taiwan

Dichiarazione di conformità

Con la presente,

Acer Incorporated

8F, 88, Sec. 1, Xintai 5th Rd., Xizhi, New Taipei City 221, Taiwan

E,

Acer Italy s.r.l.

Viale delle Industrie 1/A, 20020 Arese (MI), Italy

Tel: +39-02-939-921 ,Fax: +39-02 9399-2913

www.acer.it

Prodotto:	Monitor LCD
Denominazione commerciale:	Acer
Numero modello:	R270U
Numero articolo (SKU):	R270U XXXXXX
	("x" = 0~9, a~z, A~Z, o spazio)

Acer Incorporated, dichiara sotto la propria responsabilità che il prodotto sopra descritto è conforme alle pertinenti normative di armonizzazione dell'Unione, come le Direttive che seguono, e che sono state applicate le seguenti norme armonizzate e/o altre norme pertinenti:

Direttiva EMC: 2014/30/UE

EN 55032:2012/AC:2013 Classe B

EN 55024:2010

EN 61000-3-2:2014 Classe D

EN 61000-3-3:2013

Direttiva LVD: 2014/35/EU

EN 60950-1:2006 / A11:2009 / A1:2010 / A12:2011 / A2:2013

Direttiva RoHS: 2011/65/UE

EN 50581:2012

Direttiva ErP: 2009/125/CE

Regolamento (CE) numero 1275/ 2008; EN 50564:2011

Anno per iniziare l'apposizione della marcatura CE: 2019.

RU Jan / Senior Manager
Acer Incorporated (Taipei, Taiwan)

Dec. 16, 2019
Data



Acer Incorporated
8F, 88, Sec. 1, Xintai 5th Rd., Xizhi
New Taipei City 221, Taiwan

Conformiteitverklaring

Wij,

Acer Incorporated
8F, 88, Sec. 1, Xintai 5th Rd., Xizhi, New Taipei City 221, Taiwan

En,

Acer Italy s.r.l.
Viale delle Industrie 1/A, 20020 Arese (MI), Italy
Tel: +39-02-939-921 ,Fax: +39-02 9399-2913
www.acer.it

Product:	LCD-monitor
Handelsnaam:	Acer
Modelnummer:	R270U
SKU-nummer:	R270U XXXXXX
	("x" = 0-9, a ~ z, A ~ Z, of leeg)

Wij, Acer Incorporated, verklaren hierbij onder exclusieve verantwoordelijkheid dat het hierboven beschreven product voldoet aan de relevante wetten op harmonisering in de Unie zoals in de onderstaande Richtlijn en dat de geharmoniseerde normen en/of andere relevante standaarden werden toegepast:

EMC-richtlijn: 2014/30/EU

<input checked="" type="checkbox"/> EN 55032:2012/AC:2013 Klasse B	<input checked="" type="checkbox"/> EN 55024:2010
<input checked="" type="checkbox"/> EN 61000-3-2:2014 Klasse D	<input checked="" type="checkbox"/> EN 61000-3-3:2013

LVD-richtlijn: 2014/35/EU

<input checked="" type="checkbox"/> EN 60950-1:2006/A11:2009/A1:2010/A12:2011/A2:2013

RoHS-richtlijn: 2011/65/EU

<input checked="" type="checkbox"/> EN 50581:2012

ErP-richtlijn: 2009/125/EG

<input checked="" type="checkbox"/> Verordening (EG) nr. 1275/ 2008; EN 50564:2011
--

Jaar om de CE-markering te beginnen aanbrengen: 2019.

RU Jan / Sr. Manager
Acer Incorporated (Taipei, Taiwan)

Dec. 16, 2019
Date



Acer Incorporated
8F, 88, Sec. 1, Xintai 5th Rd., Xizhi
New Taipei City 221, Taiwan

Português
brasileiro

Declaração de Conformidade

Nós,

Acer Incorporated

8F, 88, Sec. 1, Xintai 5th Rd., Xizhi, New Taipei City 221, Taiwan

E,

Acer Italy s.r.l.

Viale delle Industrie 1/A, 20020 Arese (MI), Italy

Tel: +39-02-939-921 ,Fax: +39-02 9399-2913

www.acer.it

Produto:

Monitor LCD

Designação comercial:

Acer

Número do modelo:

R270U

Número SKU:

R270U XXXXXX

("x" = 0~9, a ~ z, A ~ Z, ou espaço em branco)

Nós, Acer Incorporated, declaramos sob nossa exclusiva responsabilidade que o produto acima descrito está em conformidade com a legislação de harmonização da União e que foram aplicadas as Diretivas e normas indicadas abaixo e/ou outras normas relevantes:

Diretiva CEM: 2014/30/UE

EN 55032:2012/AC:2013 Classe B

EN 55024:2010

EN 61000-3-2:2014 Classe D

EN 61000-3-3:2013

Diretiva LVD: 2014/35/UE

EN 60950-1:2006/A11:2009/A1:2010/A12:2011/A2:2013

Diretiva RSP: 2011/65/UE

EN 50581:2012

Diretiva ErP: 2009/125/CE

Regulamentação (CE) N°. 1275/ 2008; EN 50564:2011

Ano para iniciar a utilização da marca CE: 2019.

RU Jan / Administrador
Acer Incorporated (Taipé, Taiwan)

Dec. 16, 2019
Data



Acer America Corporation
333 West San Carlos St., San Jose
Suite 1500
CA 95110, U. S. A.
Tel : 254-298-4000
Fax : 254-298-4147
www.acer.com



Federal Communications Commission Declaration of Conformity

This device complies with Part 15 of the FCC Rules. Operation is subject to the following two conditions: (1) this device may not cause harmful interference, and (2) this device must accept any interference received, including interference that may cause undesired operation.

The following local Manufacturer /Importer is responsible for this declaration:

Product:	LCD Monitor
Model Number:	R270U
SKU Number:	R270U xxxxxx ("x" = 0~9, a ~ z, or A ~ Z)
Name of Responsible Party:	Acer America Corporation
Address of Responsible Party:	333 West San Carlos St. Suite 1500 San Jose, CA 95110 U. S. A.
Contact Person:	Acer Representative
Phone No.:	254-298-4000
Fax No.:	254-298-4147

For customers who own the EPEAT registered-products¹, Acer offers the following services²:

1. The availability of warranty options³ totaling at least 3 years
2. For the product life extension⁴, through the use of compatible parts of after-market, or refurbished with equal or higher specification, we offer upgrade, repair or replacement parts for up to 5 years after end of production.
3. Product take-back program of Notebooks, Desktops and Monitors
4. Battery take-back program of Battery Pack of Notebooks

For more details of above services, please visit local Acer website

Message related to battery replacement

For customers who own the EPEAT registered-products, your product may contain batteries that are replaceable once they reach the end of their useful life.

- For products that ship with accessories such as remote controls, keyboards, mice, etc., containing alkaline batteries (AA, AAA, etc.), please refer to your product user guide for instructions on how to replace those batteries. Alkaline replacement batteries are available off-the-shelf at any retail store that carries standard alkaline batteries. Please dispose of spent batteries in accordance with your local waste disposal laws.
- For main product rechargeable batteries, such as those powering notebook PCs, tablets, etc., please refer to your local Acer customer support website or contact your local representative for detailed information on battery replacement services.

¹ EPEAT registered-products, please visit <http://www.epeat.net>

² Service availability and costs vary by country; for details, please refer to local Acer website or contact local Acer representatives.

³ Options may include the combination of standard and extended warranties.

⁴ Service for product life extension is available by product and the period of time may vary by country, please refer to local Acer website or contact local Acer representatives for details.



MU.THF00.004



F41G27M178615A----