

# Revive the moment

With Adobe RGB wide color space



## Photographer Monitor SW2700PT



Preserve the true colors you captured and make sure the moments are perfect. BenQ Monitor SW2700PT with excellent 99% Adobe RGB color space, it gives you a wide color range and spectacular colors display. Keep the moment and never let it fade away.



Because it matters

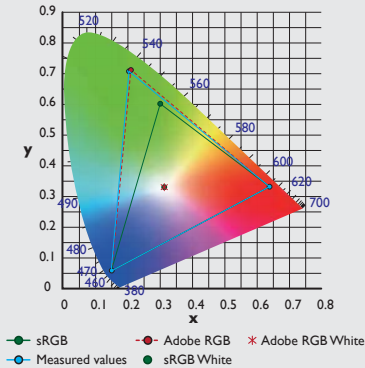
# BenQ SW2700PT Monitor for Photographer

BenQ understands the photographer's pursuit of perfect color accuracy and true-to-life image quality. With that in mind, the BenQ SW Photographer Monitor offers unparalleled technology that allows you to revive the creative vision and preserve that special moment. Featuring high color accuracy through Adobe RGB color space, BenQ SW Photographer monitors are built to faithfully and effortlessly reproduce and display your creative vision so that the moment you captured never fades away.

## Color Accuracy

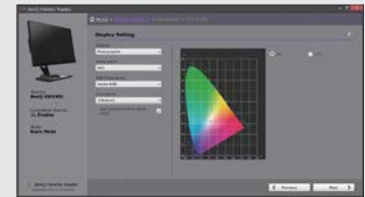
### 99% Adobe RGB Coverage

See the true colors of nature! Utilize your DSLR camera to its full potential with BenQ's Adobe RGB color space, a set of new color management features that offer a greater range of color reproduction for shades of blue and green, resulting in a more realistic color representation for outdoor and nature photography.



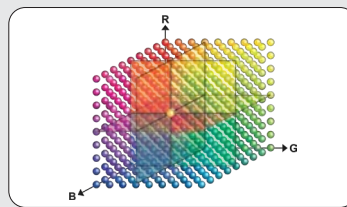
### Proprietary Palette Master Element Calibration Software

With the use of Palette Master Element and a calibrator, you can tune and maintain the color performance of the monitor at its most optimal state.



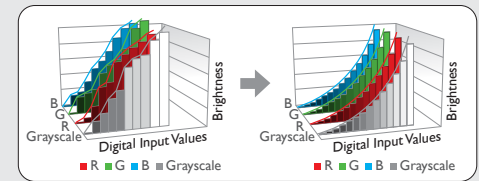
### 14-bit 3D LUT & Delta E ≤ 2

The 14-bit 3D Look Up Table (LUT) improves RGB color blending accuracy, resulting in impeccable color reproduction. Having Delta E ≤ 2 in both Adobe RGB and sRGB color spaces gives you the truest and most representative view of the original image.



### Hardware Calibration

Hardware calibration allows you to adjust the image processing chip in the monitor without changing the graphic card output data. It keeps images consistent with its original copies without being affected by graphic settings.



### 10-bit Display for Extreme Color-Accuracy

Enjoy the smoothest shading and color transitions in natural gradations on a 10-bit display panel, allowing you to create more than one billion colors guaranteed with the silkiest and smoothest gradations.

## Consistent Efficiency


### OSD Controller

The OSD controller is a remote controller that comes with three preset buttons each set up with a customized display setting such as photo editing, entertainment, or web surfing. This allows you to switch effortlessly between the presets without going through complicated settings. The OSD controller also comes with a button for quick OSD navigation and setting.



### Black-and-White Mode

With a simple click of a button, you can preview color photos in black-and-white before adding the actual effect.



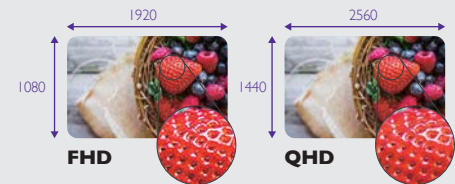
### Shading Hood

Ambient lighting and glare can often obstruct the user's perception of color reproduction. With this in mind, the SW series includes a detachable shading hood made specifically for glare reduction and in areas where controlling ambient light is not feasible.

## Sharpest Display

### 2560X1440 QHD Resolution for the Sharpest Display

While editing or checking your work, the pixel density of these monitors gives you the high performance needed for expressing your creativity in extreme details.



### 109 Pixel Per Inch for Stunning Clarity

With ultra-high pixel density, every photographic image will be displayed with stunning clarity, definition, and accuracy, allowing all the details in your photos to be brought out in all its glory on screen.

Market Product Name	SW2700PT	USB Hub	USB 3.0 (2 x downstream, 1 x upstream)	Tilt (down/up)	-3.5~20
Product Color	Black	Special Feature		Height Adjustment (mm)	130mm / 5.1"
<b>Panel</b>		Preset Modes	Adobe RGB / sRGB / Black & White / Photo	Net Weight (kg)	8.3kg / 18.3 lbs (without hood)
Panel Type	AHVA (IPS)	Accuracy Color	14-bit 3D LUT / HW calibration / Delta E ≤ 2 (avg)	<b>Power</b>	
Back Light Unit	LED	OSD Language	17 languages	Power Requirements	AC 100 – 240V, 50 / 60 Hz
LCD Size	27	<b>Physical Dimension</b>		Ver. Frequency (Hz)	50~76
Aspect Ratio	16:9	Dimension (H×W×D)	H: 566.7 × 652.8 × 322.8mm / 22.3" × 25.7" × 12.7" L: 445.2 × 652.8 × 322.8mm / 17.5" × 25.7" × 12.7"	Power Consumption (Base on Energy Star)	36.7W
Native Resolution (max.)	2560 × 1440	VESA Wall Mounting	100 × 100mm	Power Supply (90~254 AC)	Built-in
Display Area (mm)	596.7 × 335.6	Pivot	90°	Power saving mode	0.5W
Display Colors	1.07B	Swivel (left / right)	35/35	Power Consumption (Off mode)	0.3W
Brightness (typ.)	350			<b>Included Accessories</b>	
Wide Gamut Coverage (typical)	99% Adobe RGB Coverage			Signal Cable	DVI-DL / mini DP to DP / USB 3.0 (1.8m)
<b>Audio / Video Inputs / Outputs</b>				Others	Online Calibration Report
Input Connector	DVI-DL + HDMI 1.4 + DP 1.2			UPC Code / PIN	8400460-3289-0 / 9H.LDKLB.QBA