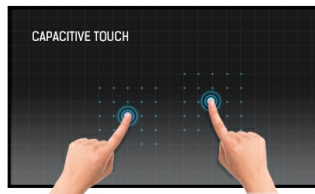




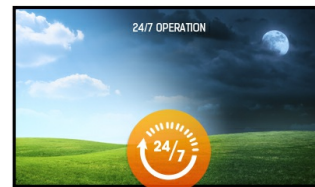
43" 40 point PCAP touch monitor with edge-to-edge glass

The Full HD (1920x1080) T4361MSC is the ideal interactive display solution for education, interactive digital signage and in-store communications. The Projective Capacitive (PCAP) touch technology with 40 touch points ensures a seamless and accurate touch response. Featuring scratch-resistant metal housing, edge-to-edge glass and an AMVA3 LED panel, this display can be used in landscape and portrait orientation in the most demanding environments for maximum flexibility and accessibility.



Touch technology - Capacitive

This technology uses a sensor-grid of micro-fine wires integrated into the glass that covers the screen. Touch is detected because electrical characteristics of the sensor grid change when human finger is placed on the glass. Thanks to the glass overlay this technology is highly durable, and the touch function remains unaffected even if the glass is scratched. It offers perfect picture performance and will work with human finger (also latex gloved) and stylus-pen.



24/7

24/7 displays are designed for a continuous operation.

01 DISPLAY CHARACTERISTICS

Design	Edge to edge glass
Diagonal	43", 108cm
Panel	AMVA3 LED
Native resolution	1920 x 1080 (2.1 megapixel Full HD)
Aspect ratio	16:9
Brightness	400 cd/m ² typical
Brightness	340 cd/m ² with touch
Static contrast	4000:1 typical
Light transmittance	84%
Response time	8ms
Viewing zone	horizontal/vertical: 178°/178°, right/left: 89°/89°, up/down: 89°/89°
Colour support	16.7mIn 8bit (6bit + Hi-FRC)
Horizontal Sync	30 - 73KHz
Vertical Sync	47 - 63Hz
Viewable area W x H	940.86 x 529.25mm, 37 x 20.8"
Bezel width (sides, top, bottom)	20mm, 20mm, 20mm
Pixel pitch	0.49mm
Bezel colour and finish	black, matte

02 TOUCH

Touch technology	projective capacitive
Touch points	40 (HID, only with supported OS)
Touch method	finger, glove (latex), capacitive stylus
Touch interface	USB
Supported operating systems	All iiyama monitors are Plug & Play and compatible with Windows and Linux. For details regarding the supported OS for the touch models, please refer to the driver instruction file available in the downloads section.
Through-Glass	6mm (2 points touch)

03 INTERFACES / CONNECTORS / CONTROLS

Analog signal input	VGA x1 (max. 1920x1080 @60Hz)
Digital signal input	DVI x1 HDMI x1 (v.1.3) DisplayPort x1 (v.1.2)
Audio input	Mini jack x1
Audio output	Speakers 2 x 8W
Monitor control output	OPS Slot x1 (SDM-L)
HDCP	yes
USB ports	x1 (touch screen I/F)

04 FEATURES

Extra	DC out for Mini-PC, slot for Smart Display Module (SDM-L), anti-fingerprint coating
Max. non-stop operating time	24/7
Glass thickness	3mm
Glass hardness	7H

60950 Ball drop test	yes
Water and dust protection	IP65 (front)
Housing (bezel)	metal

05 GENERAL

OSD languages	EN, DE, FR, ES, IT, CN, JP
Control buttons	Menu, Scroll up/Brightness, Scroll down/Mute, Select/Auto, Power
User controls	picture (contrast, brightness, H Position, V Position, phase, clock, auto), advanced (colour temperature, sharpness), OSD (timeout, position, H Position, V Position, touch switch, image shift), option (reset, language, source selection, display mode, volume, mute, auto dim.)
Plug&Play	DDC2B

06 MECHANICAL

Orientation	landscape, portrait
VESA mounting	400 x 400mm
Mini PC mount	VESA 100 x 100, NUC INTEL
Operation temperature range	0°C - 40°C
Storage temperature range	- 20°C - %2°C

07 ACCESSORIES INCLUDED

Cables	power (1,8m), VGA (1,8m), USB (1,8m), HDMI (1,8m), Audio (1.8m)
Guides	quick start guide, safety guide

08 POWER MANAGEMENT

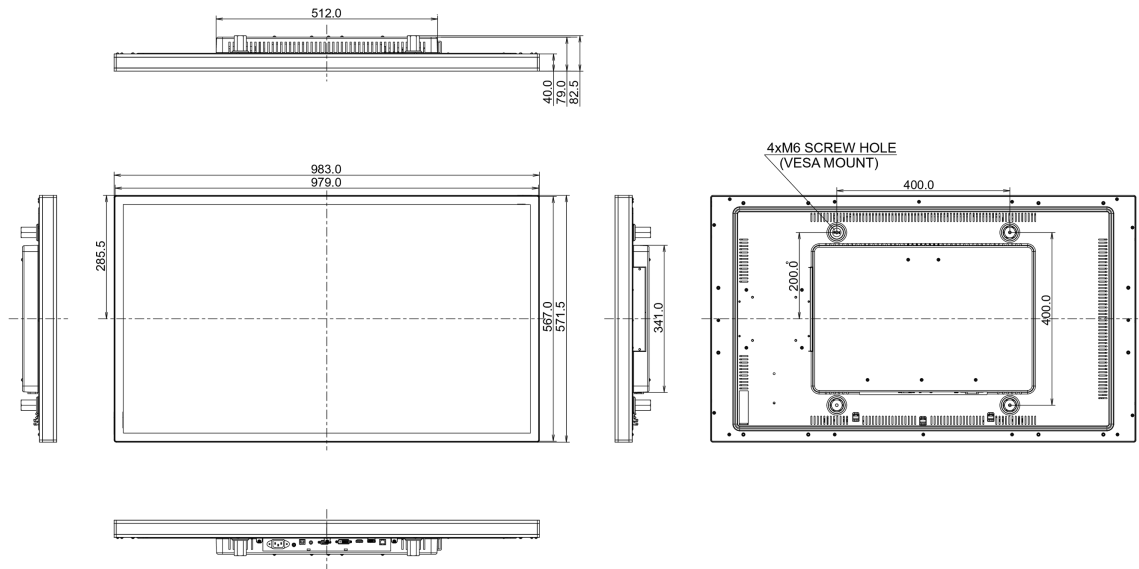
Power supply unit	internal
Power supply	AC AC - 100V, 240/V, 50Hz
Power usage	65W typical, 2.0W stand by

09 SUSTAINABILITY

Regulations	CB, CE, EAC, cULus, CCC
Energy efficiency class	B
Other	REACH SVHC above 0.1%: Lead

10 DIMENSIONS / WEIGHT

Product dimensions W x H x D	983 x 571.5 x 82.5mm
Box dimensions W x H x D	1130 x 710 x 190mm
Weight (without box)	19.5kg
Weight (with box)	25kg
EAN code	4948570116799



12 EU ENERGY EFFICIENCY LABEL

Manufacturer	iiyama
Model	ProLite T4361MSC-B1
Energy efficiency class	B
Visible screen diagonal	108cm; "; (43" segment)
ON mode power consumption	76W
Annual energy consumption	111kWh/annum*
Power in Standby	2.0W stand by
Power in OFF Mode	0.45W off mode
Resolution	1920 x 1080

*This is information under Regulation (EU) No 1062/2010.*Based on the power consumption of the television operating 4 hours per day for 365 days. The actual energy consumption will depend on how the television is used.*

All trademarks and registered trademarks acknowledged. E & O E. Specification subject to change without notice. All LCD's comply with ISO-9241-307:2008 in connection with pixel defects.

© IIYAMA CORPORATION. ALL RIGHTS RESERVED